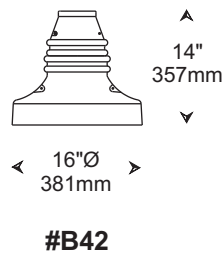
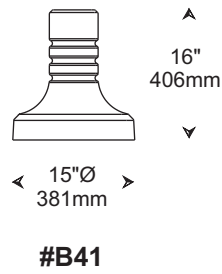
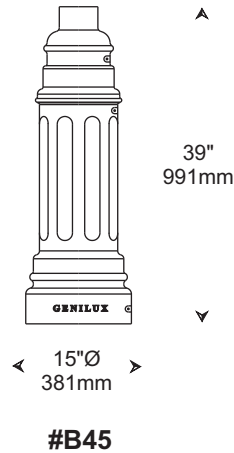
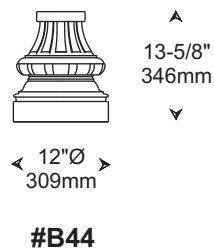


DÉCORATIF

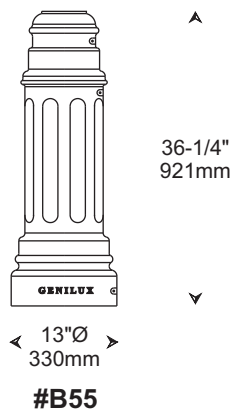
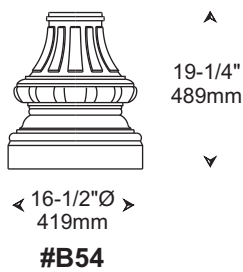
Cache-base (2 parties) en aluminium moulé.
Vis de blocage verticale.
Quincaillerie en acier inoxydable.



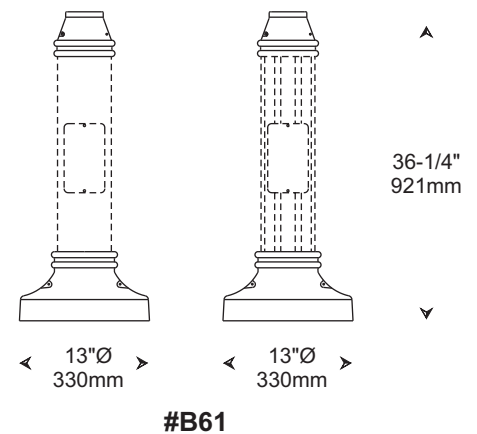
4"Ø



5"Ø



6-5/8"Ø

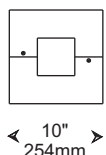


FONCTIONNEL



Cache-base (2 parties) en aluminium formé.
Quincaillerie en acier inoxydable. Dimension selon la semelle d'ancrage

4"SQ



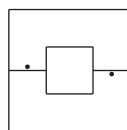
< 10" >
254mm



^ 4"
v 102mm

#B4C

5"SQ



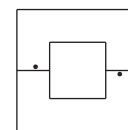
< 12-1/2" >
318mm



^ 4"
v 102mm

#B5C

6"SQ



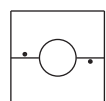
< 12-1/2" >
318mm



^ 4"
v 102mm

#B6C

4"Ø

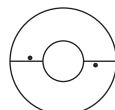


< 10" >
254mm




^ 4"
v 102mm

#B4C



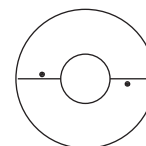
< 12"Ø >
305mm



^ 3-1/2"
v 89mm

#B4RS

5"Ø

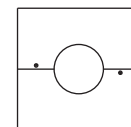


< 15-3/8"Ø >
391mm




^ 4-1/2"
v 114mm

#B5RS



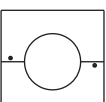
< 12-1/2" >
318mm




^ 4"
v 102mm

#B5C

6"Ø



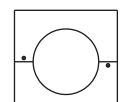
< 10-1/2" >
267mm



^ 4"
v 102mm

#B6R

7"Ø



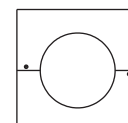
< 10-1/2" >
267mm




^ 4"
v 102mm

#B7R

8"Ø



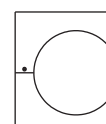
< 12-1/2" >
318mm




^ 4"
v 102mm

#B8R

9"Ø



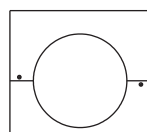
< 14 1/2" >
368mm




^ 4"
v 102mm

#B9R

10"Ø



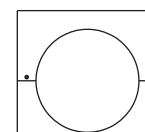
< 14-1/2" >
368mm




^ 4"
v 102mm

#B10R

11"Ø



< 14-1/2" >
368mm



^ 4"
v 102mm

#B11R